

AC axial fan

sickled blades (S series)

ebm-papst Mulfingen GmbH & Co. KG

Bachmühle 2
 D-74673 Mulfingen
 Phone: +49(0)7938/81-0
 Fax: +49(0)7938/81-110
 info1@de.ebmpapst.com
 www.ebmpapst.com

Nominal data

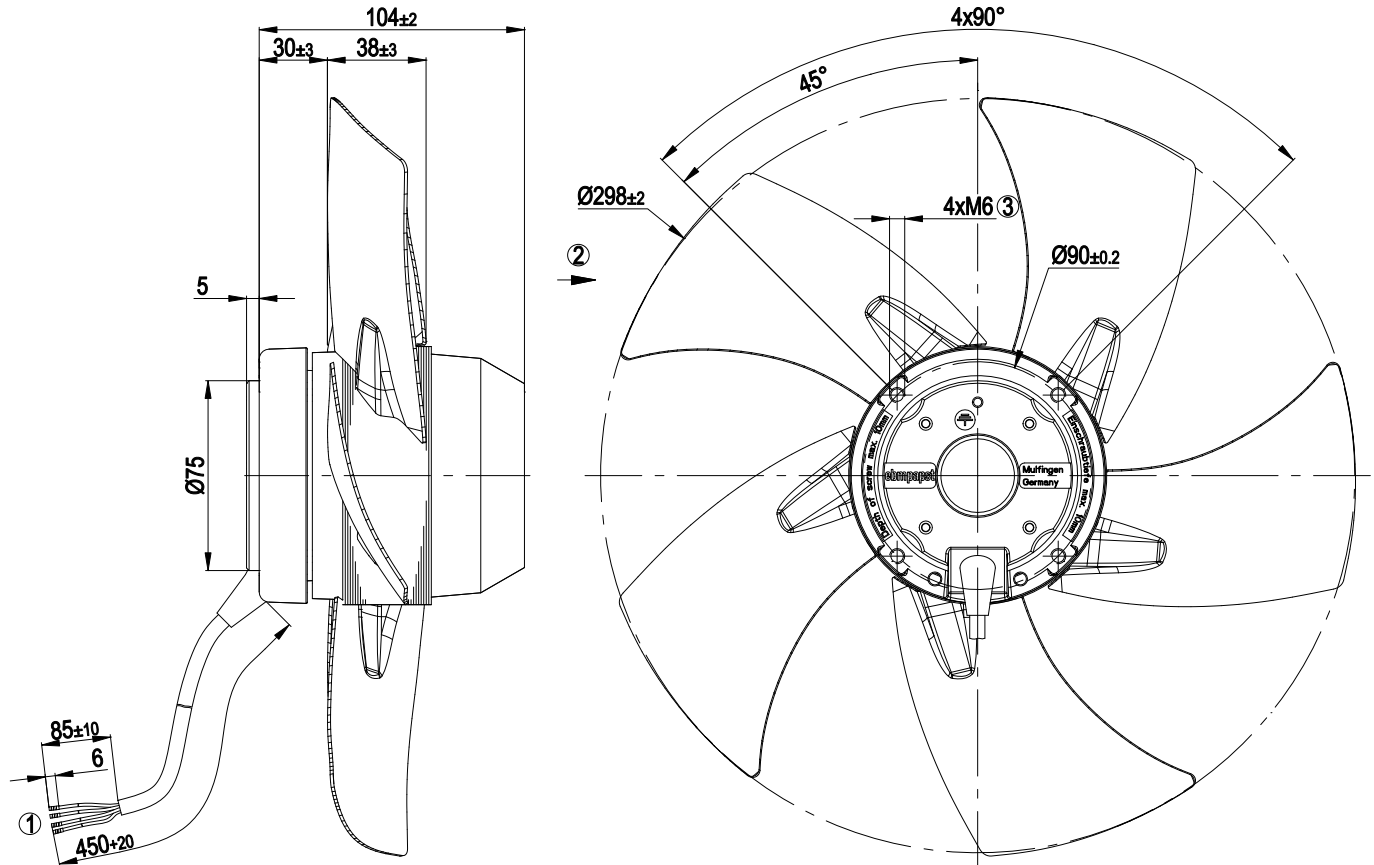
Type	A2D300-AP02-02		
Motor	M2D074-DF		
Phase		3~	3~
Nominal voltage	[V]	230	400
Connection		D	Y
Frequency	[Hz]	50	50
Type of data definition		rfa	rfa
Valid for approval / standard		CE	CE
Speed	[min ⁻¹]	2580	2580
Power input	[W]	210	210
Current draw	[A]	0.62	0.36
Max. back pressure	[Pa]	200	200
Max. ambient temperature	[°C]	55	55

ml = max. load · me = max. efficiency · rfa = running at free air · cs = customer specs · cu = customer unit
 Subject to alterations

Technical features

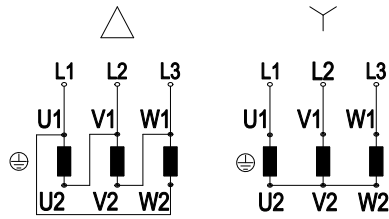
Leakage current	< 0.75 mA
Size	300 mm
Operation mode	S1
Direction of rotation	Clockwise, seen on rotor
Mounting position	Shaft horizontal or rotor on bottom; rotor on top on request
Humidity class	F1-2
Direction of air flow	"A"
Insulation class	"B"
Cable exit	Variable
Condensate discharge holes	Rotor-side
Bearing motor	Ball bearing
Mass	3.1 kg
Material of blades	Sheet steel, coated in black
Product conforming to standard	EN 60335-1
Surface of rotor	Coated in black
Number of blades	5
Type of protection	IP 44; Depending on installation and position as per EN 60034-5
Protection class	I
Max. permissible ambient motor temp. (transp./ storage)	+ 80 °C
Min. permissible ambient motor temp. (transp./storage)	- 40 °C
Approval	CCC

Product drawing



1	Connection line PVC, 7x brass lead tips crimped
2	Direction of air flow "A"
3	Direction of rotation clockwise, seen on rotor

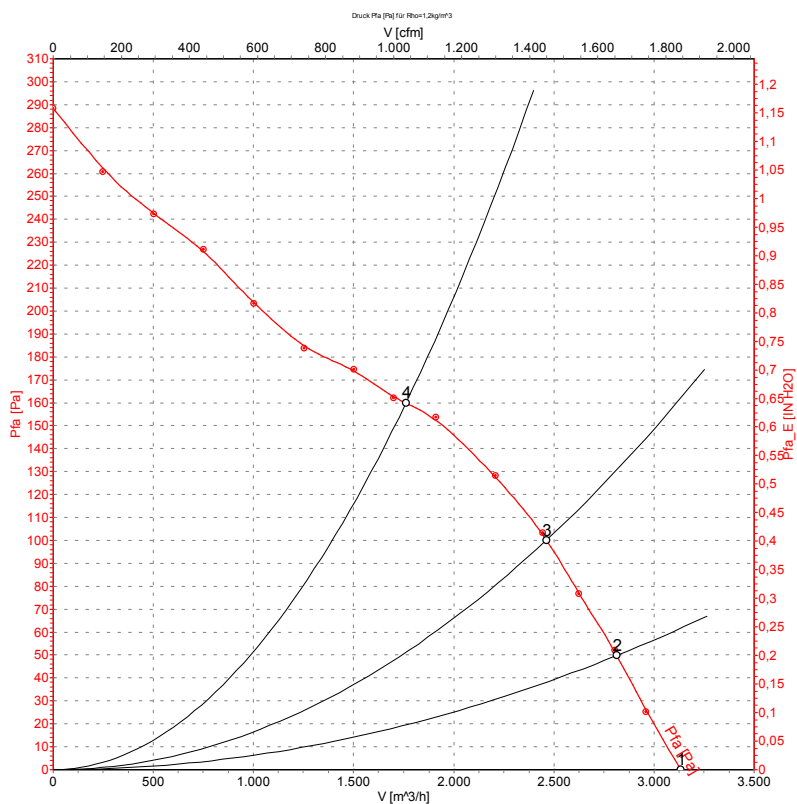
Connection screen



Note: Direction of rotation changes when two phases are reversed

Δ	Delta connection	Y	Star connection	L1	black
L2	blue	L3	brown	U1	black
V1	blue	W1	brown	U2	green
V2	white	W2	yellow		

Charts: Air flow 50 Hz

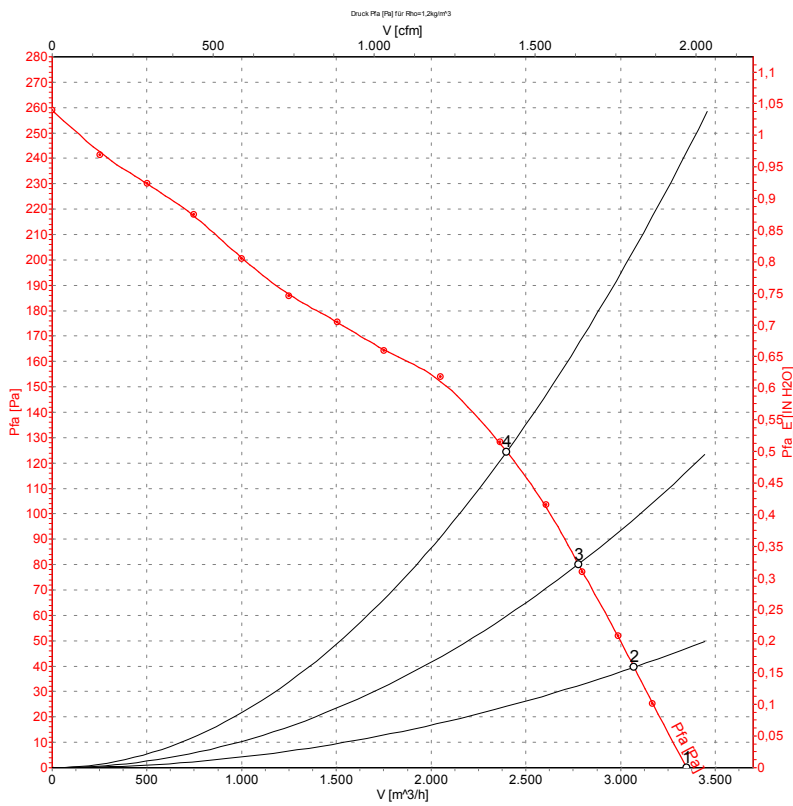


Measurement: LU-62732

Measured values

	U	f	n	P₁	I	\hat{V}	P_{fa}
	[V]	[Hz]	[min ⁻¹]	[W]	[A]	[m ³ /h]	[Pa]
1	400	50	2580	210	0.36	3135	0
2	400	50	2540	227	0.36	2815	50
3	400	50	2490	244	0.39	2465	100
4	400	50	2395	278	0.43	1760	160

Charts: Air flow 60 Hz



Measurement: LU-62733

Measured values

	U	f	n	P ₁	I	Ŷ	P _{fa}
	[V]	[Hz]	[min ⁻¹]	[W]	[A]	[m ³ /h]	[Pa]
1	400	60	2750	300	0.48	3350	0
2	400	60	2685	316	0.48	3070	40
3	400	60	2625	331	0.50	2775	80
4	400	60	2550	347	0.52	2400	125