

**ebm-papst Mulfingen GmbH & Co. KG**

Bachmühle 2 · D-74673 Mulfingen

Phone +49 7938 81-0

Fax +49 7938 81-110

info1@de.ebmpapst.com

www.ebmpapst.com

Limited partnership · Headquarters Mulfingen  
County court Stuttgart · HRA 590344General partner: Elektrobau Mulfingen GmbH · Headquarters Mulfingen  
County court Stuttgart · HRB 590142**Nominal data**

<b>Type</b>	<b>S4E350-AN02-50</b>	
<b>Motor</b>	<b>M4E074-DF</b>	
Phase		1~
Nominal voltage	VAC	230
Frequency	Hz	50
Type of data definition		ml
Valid for approval / standard		CE
Speed	min <sup>-1</sup>	1340
Power input	W	165
Current draw	A	0.73
Motor capacitor	µF	4
Capacitor voltage	VDB	400
Capacitor standard		P0 (CE)
Max. back pressure	Pa	90
Min. ambient temperature	°C	-25
Max. ambient temperature	°C	65

ml = max. load · me = max. efficiency · fa = running at free air · cs = customer specs · cu = customer unit  
Subject to alterations

**Data according to ErP directive**

Installation category	A
Efficiency category	Static
Variable speed drive integrated	No
Specific ratio*	1,00

\* Specific ratio =  $1 + p_g / 100\,000$

	Actual	Request 2013	Request 2015
Overall efficiency $\eta_{es}$	29	24,6	28,6
Efficiency grade N	40,4	36	40
Power input $P_e$	kW	0,16	
Air flow $q_v$	m <sup>3</sup> /h	2160	
Pressure increase $p_{fs}$	Pa	75	
Speed n	min <sup>-1</sup>	1355	

Data established at point of optimum efficiency



### Technical features

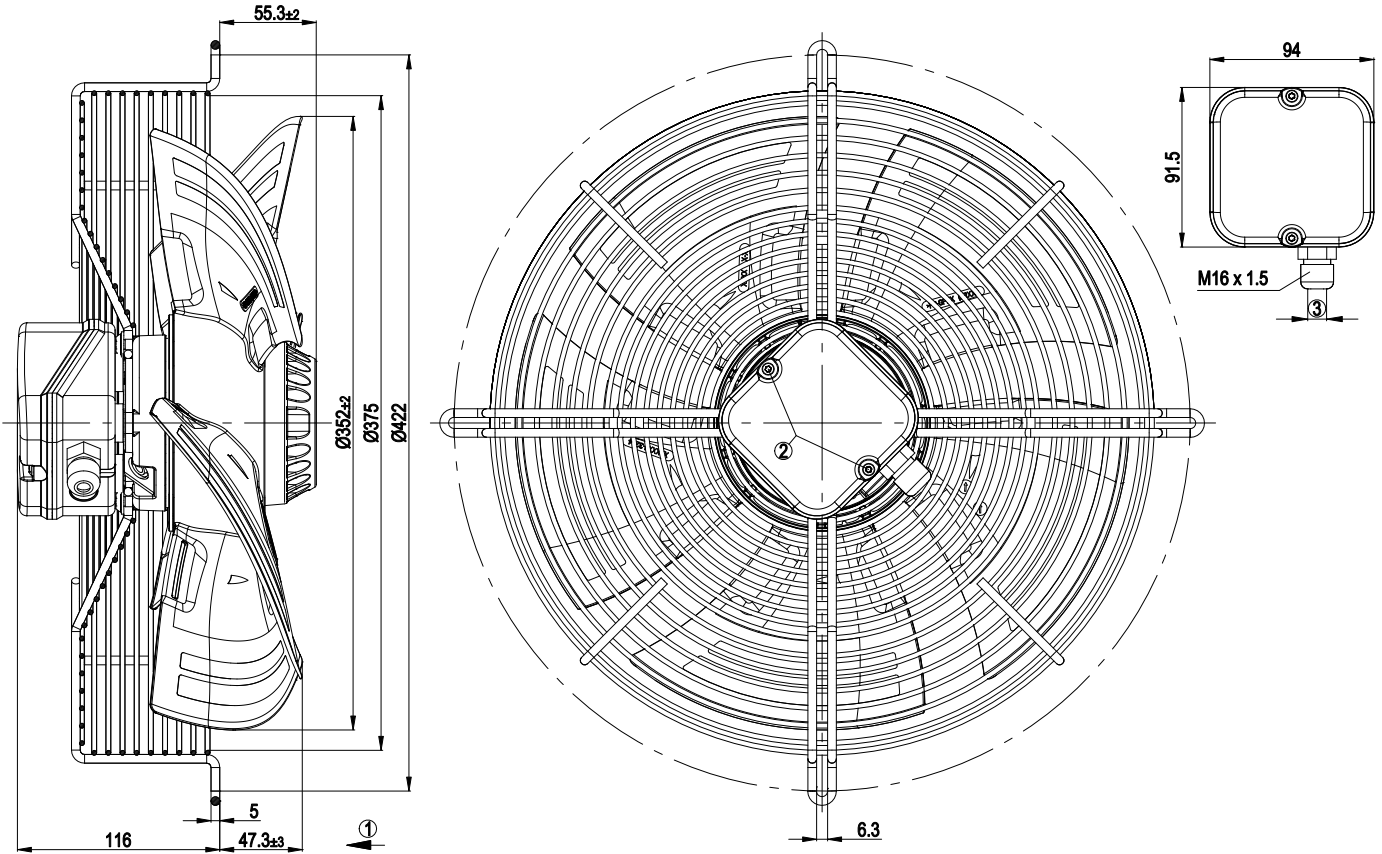
<b>Mass</b>	5.2 kg
<b>Size</b>	350 mm
<b>Surface of rotor</b>	Coated in black
<b>Material of terminal box</b>	ABS plastic, black
<b>Material of blades</b>	Press-fitted sheet steel blank, sprayed with PP plastic
<b>Material of guard grille</b>	Steel, phosphated and coated in black plastic
<b>Number of blades</b>	5
<b>Direction of air flow</b>	"V"
<b>Direction of rotation</b>	Counter-clockwise, seen on rotor
<b>Type of protection</b>	IP 44; Depending on installation and position as per EN 60034-5
<b>Insulation class</b>	"F"
<b>Humidity class</b>	F1-2
<b>Max. permissible ambient motor temp. (transp./ storage)</b>	+ 50 °C
<b>Min. permissible ambient motor temp. (transp./storage)</b>	- 40 °C
<b>Mounting position</b>	Shaft horizontal or rotor on bottom; rotor on top on request
<b>Operation mode</b>	S1
<b>Motor bearing</b>	Ball bearing
<b>Leakage current</b>	< 0.75 mA
<b>Electrical leads</b>	Via terminal box, integrated capacitor connected via terminal box
<b>Motor protection</b>	Thermal overload protector (TOP) wired internally
<b>Cable exit</b>	Axial
<b>Protection class</b>	I (if protective earth is connected by customer)
<b>Product conforming to standard</b>	EN 60335-1; CE

# AC axial fan - HyBlade®

sickled blades (S series)

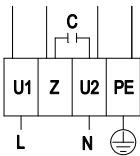
with guard grille for short nozzle

## Product drawing



1	Direction of air flow "V"
2	Tightening torque 0.7±0.2 Nm
3	Cable diameter: max. 7.5 mm, tightening torque 1.3 ±0.2 Nm

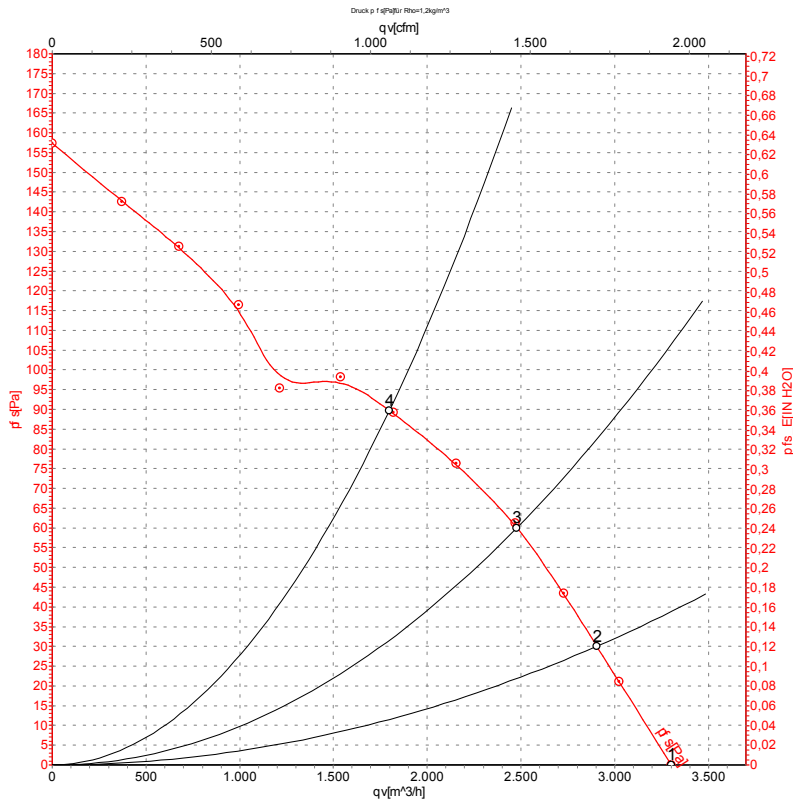
## Connection screen



L	= U1 = blue	Z	brown	N	= U2 = black
PE	green/yellow				



## Charts: Air flow 50 Hz



Measurement: LU-131320

Air performance measured as per ISO 5801 Installation category A. For detailed information on the measuring set-up, please contact ebm-papst. Suction-side noise levels: L<sub>wA</sub> measured as per ISO 13347 / L<sub>pA</sub> measured with 1m distance to fan axis. The values given are valid under the measuring conditions mentioned above and may vary according to the actual installation situation. With any deviation from the standard set-up, the specific values have to be checked and reviewed with the unit installed.

## Measured values

	U	f	n	P <sub>e</sub>	I	L <sub>pA<sub>in</sub></sub>	L <sub>wA<sub>in</sub></sub>	qv	p <sub>fs</sub>
	V	Hz	min <sup>-1</sup>	W	A	dB(A)	dB(A)	m <sup>3</sup> /h	Pa
1	230	50	1400	135	0.60	62	69	3305	0
2	230	50	1380	145	0.64	59	66	2905	30
3	230	50	1365	155	0.68	56	64	2480	60
4	230	50	1340	165	0.73	56	64	1800	90

