

AC centrifugal fan

forward curved, dual inlet
with housing (large flange)

ebm-papst Mulfingen GmbH & Co. KG

Bachmühle 2 · D-74673 Mulfingen

Phone +49 7938 81-0

Fax +49 7938 81-110

info1@de.ebmpapst.com

www.ebmpapst.com

Limited partnership · Headquarters Mulfingen
County court Stuttgart · HRA 590344

General partner Elektrobau Mulfingen GmbH · Headquarters Mulfingen
County court Stuttgart · HRB 590142



Nominal data

Type	D4D225-GH02-01		
Motor	M4D094-LA		
Phase		3~	3~
Nominal voltage	VAC	400	400
Connection		Y	Y
Frequency	Hz	50	60
Type of data definition		fa	ml
Valid for approval / standard		CE	CE
Speed	min ⁻¹	1230	1360
Power input	W	1140	1280
Current draw	A	2.1	2.3
Min. back pressure	Pa	0	150
Min. ambient temperature	°C	-40	-40
Max. ambient temperature	°C	70	50
Starting current	A	4.6	4

ml = max. load · me = max. efficiency · fa = running at free air · cs = customer specs · cu = customer unit
Subject to alterations

Data according to ErP directive

Installation category	B
Efficiency category	Total
Variable speed drive	No
Specific ratio*	1.00

* Specific ratio = $1 + p_f / 100\,000\text{ Pa}$

	Actual	Request 2013	Request 2015
Overall efficiency η_e	44.8	33.4	40.4
Efficiency grade N	53.4	42	49
Power input P_e	kW	0.44	
Air flow q_v	m ³ /h	1920	
Pressure increase p_f	Pa	371	
Speed n	min ⁻¹	1420	

Data established at point of optimum efficiency



AC centrifugal fan

forward curved, dual inlet
with housing (large flange)

Technical features

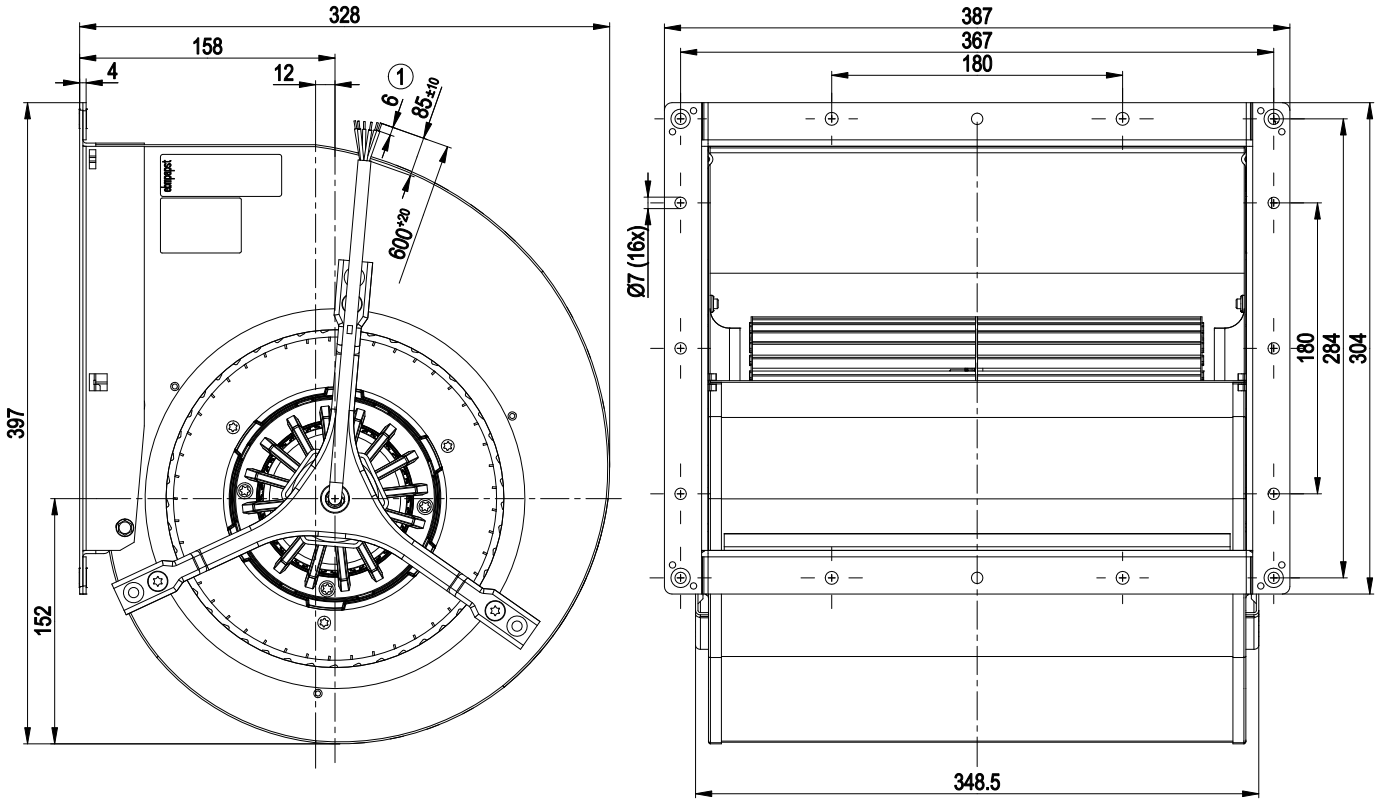
Mass	16.3 kg
Size	225 mm
Material of impeller	Sheet steel, galvanised
Housing material	Sheet steel, galvanised
Motor suspension	Motor mounted vibration-free on both sides
Direction of rotation	Clockwise, seen on rotor
Type of protection	IP 20
Insulation class	"F"
Humidity class	F0
Max. permissible ambient motor temp. (transp./ storage)	+ 80 °C
Min. permissible ambient motor temp. (transp./storage)	- 40 °C
Mounting position	Any
Operation mode	S1
Motor bearing	Ball bearing
Touch current acc. IEC 60990 (measuring network Fig. 4, TN system)	< 0.75 mA
Motor protection	Thermal overload protector (TOP) brought out
Cable exit	Axial
Protection class	I (if protective earth is connected by customer)
Product conforming to standard	EN 60034-1 (2004); CE
Approval	CCC



AC centrifugal fan

forward curved, dual inlet
with housing (large flange)

Product drawing



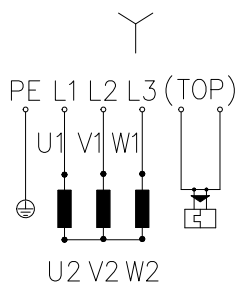
1 Connection line ETFE AWG18, 6 x brass lead tips crimped



AC centrifugal fan

forward curved, dual inlet
with housing (large flange)

Connection screen

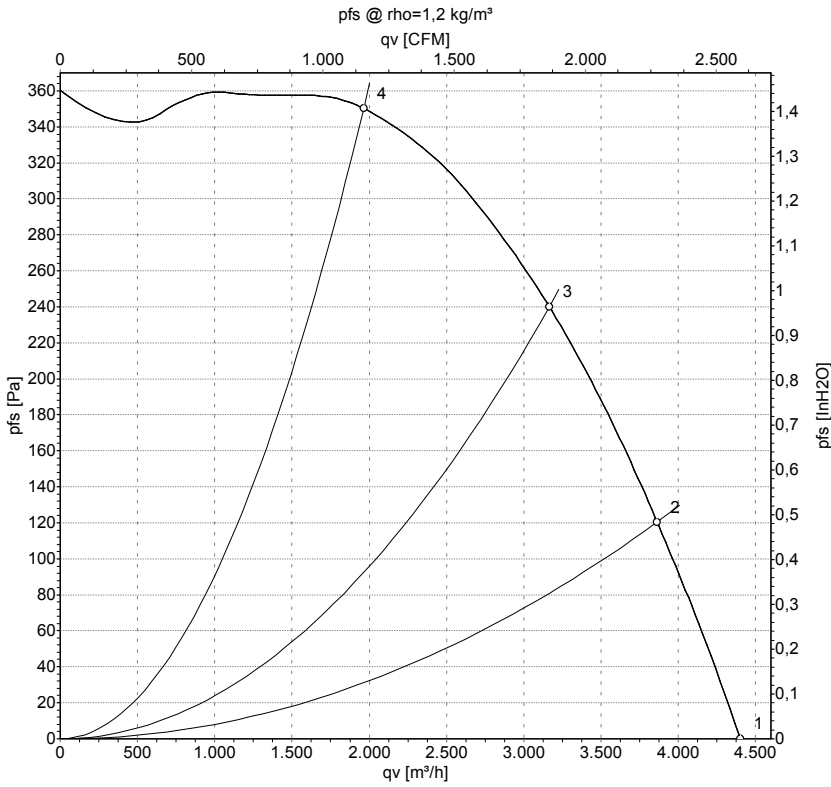


Y	Star connection	L1	black	L2	blue
L3	brown	U1	black	V1	blue
W1	brown	U2	green	V2	white
W2	yellow	TOP	grey		

AC centrifugal fan

forward curved, dual inlet
with housing (large flange)

Charts: Air flow 50 Hz



Measurement: LU-42109

Air performance measured as per ISO 5801 Installation category A. For detailed information on the measuring set-up, please contact ebm-papst. Suction-side noise levels: L_{wA} measured as per ISO 13347 / L_{pA} measured with 1m distance to fan axis. The values given are valid under the measuring conditions mentioned above and may vary according to the actual installation situation. With any deviation from the standard set-up, the specific values have to be checked and reviewed with the unit installed.

Measured values

	U	f	n	P _e	I	q _v	P _{fs}
	V	Hz	min ⁻¹	W	A	m ³ /h	Pa
1	400	50	1230	1140	2.10	4405	0
2	400	50	1300	931	1.76	3865	120
3	400	50	1355	729	1.47	3165	240
4	400	50	1420	450	1.13	1965	350

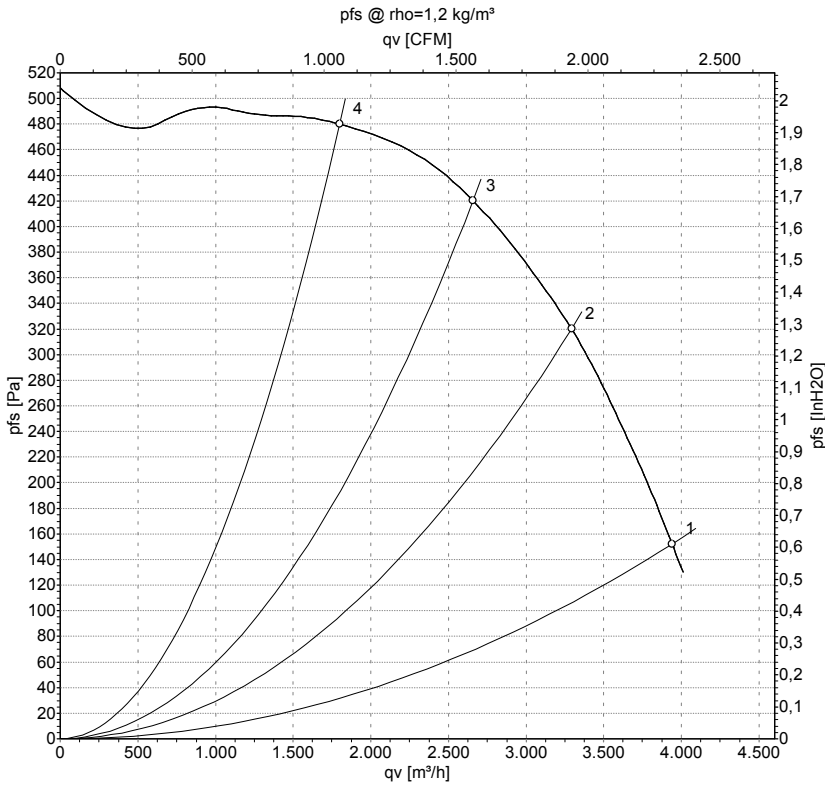
U = Supply voltage · f = Frequency · n = Speed · P_e = Power input · I = Current draw · q_v = Air flow · P_{fs} = Pressure increase



AC centrifugal fan

forward curved, dual inlet
with housing (large flange)

Charts: Air flow 60 Hz



Measured values

	U	f	n	P _e	I	qv	p _{fs}
	V	Hz	min ⁻¹	W	A	m ³ /h	Pa
1	400	60	1360	1280	2.30	3940	150
2	400	60	1500	1017	1.83	3290	320
3	400	60	1585	794	1.48	2655	420
4	400	60	1665	565	1.14	1800	480

U = Supply voltage · f = Frequency · n = Speed · P_e = Power input · I = Current draw · qv = Air flow · p_{fs} = Pressure increase

